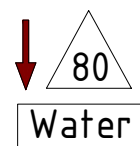
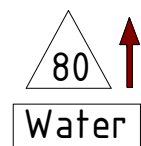
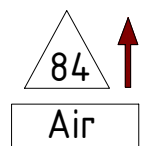


Spülluftbedarf:
1 bis 10 ltr/min.
je nach erforderlicher Freiblaswirkung
Purging air requirements:
1 to 10 litres/min.
depending on blowing effect



Gewicht: 30.890 Kg
Weight: 30.890 Kg

KELLER
www.keller.de/its

Montagekombination Zementindustrie
Mounting cement industry

Pos. Menge Artikelnr. Benennung

1	1	1027765	Kühlarmatur PA 20/M AF1 <i>Cooling jacket, sealed PA 20/M AF1</i>
2	1	561173	Quarzscheibenscharnier PZ 20/I AF1 <i>Quartz window with hinge PZ 20/I AF1</i>
3	1	561176	Axialluftdüse PZ 20/A AF1 <i>Air purge PZ 20/A AF1</i>
4	1	561174	Zwischenrohr PZ 20/C <i>Intermediate tube PZ 20/C</i>
5	1	561172	Anbaufansch PZ 20/F <i>Flange PZ 20/F</i>
6	1	561252	Staubblende PZ 20/S <i>Dust stop PZ 20/S</i>
7	1	508167	Kugelfansch PB 08/I AF1 <i>Ball flange PB 08/I AF1</i>
8	9	105086	Schlauchschelle 10 - 16mm <i>Hose clamp 10 - 16mm</i>
9	15m	1065908	Industrieschlauch GP40; EPDM sw, Ø10x3,5 <i>Industrial hose GP 40, EPDM black Ø10x3,5</i>
10	1	515496	Montageplatte im Wandgehäuse SK 613 <i>Mounting plate in wall housing SK613</i>

Kundenseitig / *Supplied by the customer*

80	2	Anschluss Kühlwasser Wasserdruck max. 6 bar / Durchfluss 60l/h <i>Coolant inlet water pressure max. 6 bar / flow range water 60l/h</i>
81	1	Netzanschluss Verbindungskasten <i>Power supply connecting box</i>
82	1	Ausgang Pyrometer <i>Output Pyrometer</i>
83	1	Ausgang Durchflusswächter <i>Output flow monitor</i>
84	1	Anschluss Luft <i>air inlet</i>